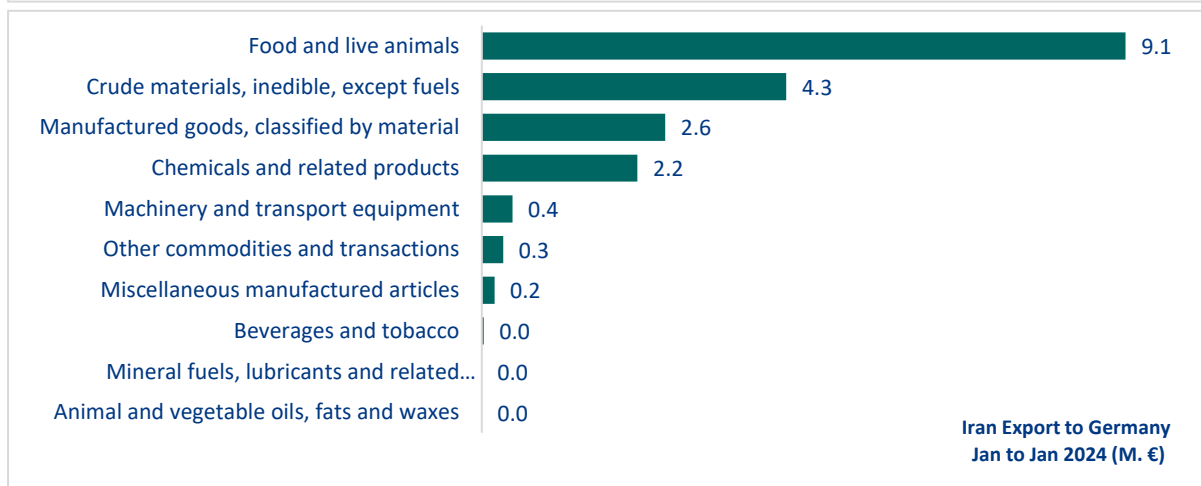
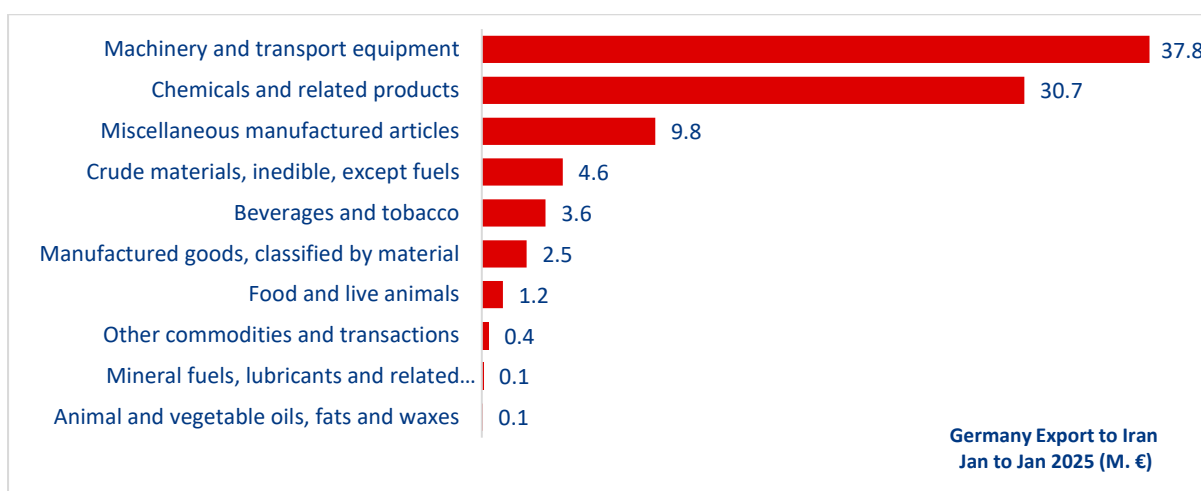
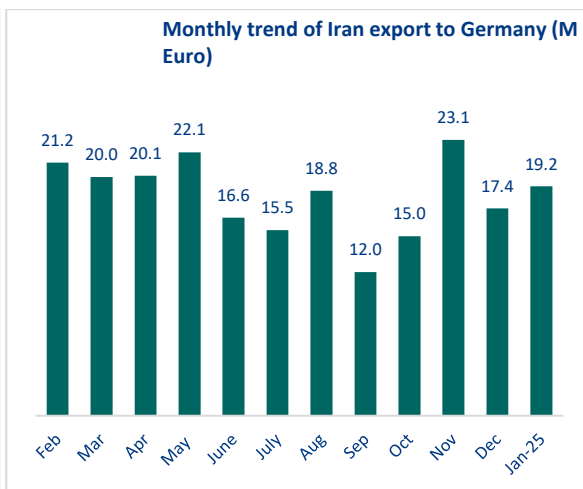
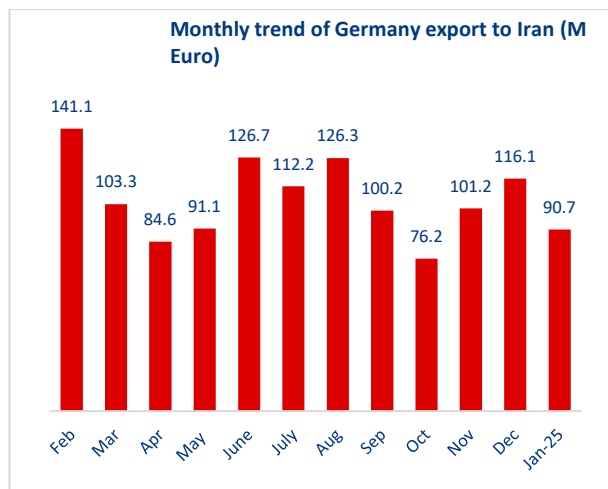


Trade between Iran and Germany - January 2025

- Trade volume in January 2025: 110 million euros, **-10 percent** compared to the same month last year (122 million euros)
 - German exports: 91 million euros, **-10 percent** compared to the same month last year (100 million euros)
 - Iranian exports: 19 million euros, **-11 percent** compared to the same month last year (22 million euros)





GERMAN EXPORTS TO IRAN (€ MILLION)

	January 2025	January 2025	Changes	-	-	-
FOOD AND LIVE ANIMALS	1.2	3.1	-62%	-	-	-
BEVERAGES AND TOBACCO	3.6	3.1	15%	-	-	-
CRUDE MATERIALS, INEDIBLE, EXCEPT FUELS	4.6	6.1	-25%	-	-	-
MINERAL FUELS, LUBRICANTS AND RELATED MATERIALS	0.1	0.1	-	-	-	-
ANIMAL AND VEGETABLE OILS, FATS AND WAXES	0.1	0.0	-	-	-	-
CHEMICALS AND RELATED PRODUCTS	30.7	30.1	2%	-	-	-
MANUFACTURED GOODS, CLASSIFIED BY MATERIAL	2.5	3.3	-23%	-	-	-
MACHINERY AND TRANSPORT EQUIPMENT	37.8	43.8	-14%	-	-	-
MISCELLANEOUS MANUFACTURED ARTICLES	9.8	10.6	-8%	-	-	-
OTHER COMMODITIES AND TRANSACTIONS	0.4	0.1	425%	-	-	-

IRANIAN EXPORTS TO GERMANY (€ MILLION)

	January 2025	January 2025	Changes	-	-	-
FOOD AND LIVE ANIMALS	9.1	11.3	-20%	-	-	-
BEVERAGES AND TOBACCO	0.0	0.0	-	-	-	-
CRUDE MATERIALS, INEDIBLE, EXCEPT FUELS	4.3	6.1	-30%	-	-	-
MINERAL FUELS, LUBRICANTS AND RELATED MATERIALS	-	-	-	-	-	-
ANIMAL AND VEGETABLE OILS, FATS AND WAXES	0.0	0.1	-100%	-	-	-
CHEMICALS AND RELATED PRODUCTS	2.2	1.2	86%	-	-	-
MANUFACTURED GOODS, CLASSIFIED BY MATERIAL	2.6	2.0	32%	-	-	-
MACHINERY AND TRANSPORT EQUIPMENT	0.4	0.2	187%	-	-	-
MISCELLANEOUS MANUFACTURED ARTICLES	0.2	0.4	-56%	-	-	-
OTHER COMMODITIES AND TRANSACTIONS	0.3	0.2	43%	-	-	-

Source: German Federal Statistical Office