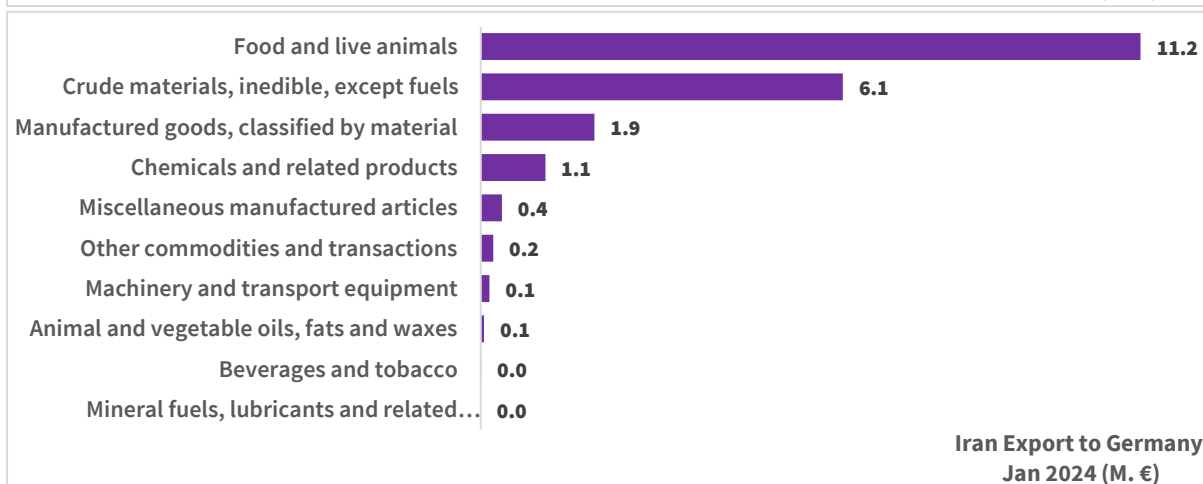
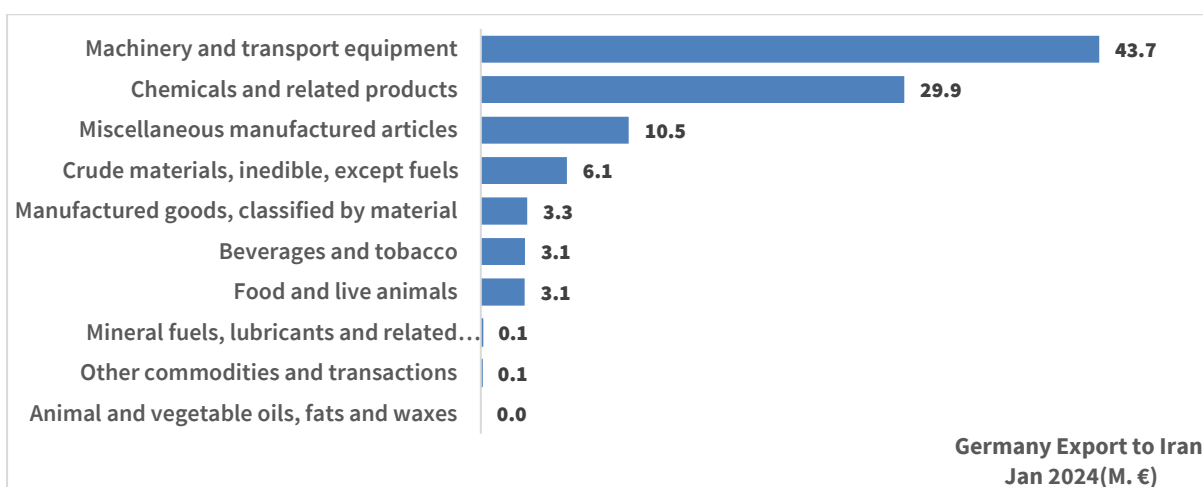
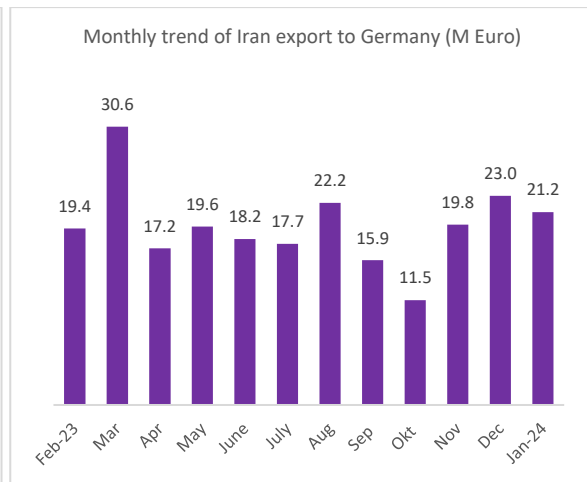
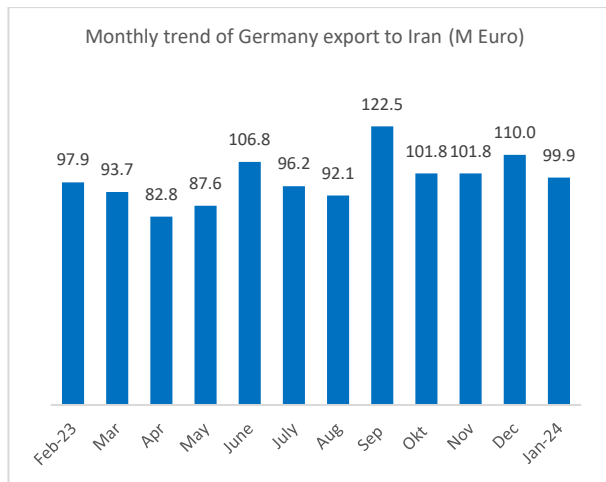


Trade between Iran and Germany - January 2024

- Trade volume in January 2024: 121.1 million euros, **-6 percent** compared to the same month last year (128.6 million euros)
 - German exports: 99.9 million euros, **-1 percent** compared to the same month last year (100.7 million euros)
 - Iranian exports: 21.2 million euros, **-24 percent** compared to the same month last year (27.9 million euros)



1



GERMAN EXPORTS TO IRAN (€ MILLION)

	January 2024	January 2023	Ver-änderung			
FOOD AND LIVE ANIMALS	3.1	1.8	70%			
BEVERAGES AND TOBACCO	3.1	4.4	-28%			
CRUDE MATERIALS, INEDIBLE, EXCEPT FUELS	6.1	9.6	-37%			
MINERAL FUELS, LUBRICANTS AND RELATED MATERIALS	0.1	0.1	-24%			
ANIMAL AND VEGETABLE OILS, FATS AND WAXES	0.0	0.0	-			
CHEMICALS AND RELATED PRODUCTS	29.9	34.9	-14%			
MANUFACTURED GOODS, CLASSIFIED BY MATERIAL	3.3	4.1	-21%			
MACHINERY AND TRANSPORT EQUIPMENT	43.7	35.4	24%			
MISCELLANEOUS MANUFACTURED ARTICLES	10.5	10.2	2%			
OTHER COMMODITIES AND TRANSACTIONS	0.1	0.1	-10%			

IRANIAN EXPORTS TO GERMANY (€ MILLION)

	January 2024	January 2023	Ver-änderung			
FOOD AND LIVE ANIMALS	11.2	11.2	0%			
BEVERAGES AND TOBACCO	0.0	0.1	-88%			
CRUDE MATERIALS, INEDIBLE, EXCEPT FUELS	6.1	11.6	-47%			
MINERAL FUELS, LUBRICANTS AND RELATED MATERIALS	-	-	-			
ANIMAL AND VEGETABLE OILS, FATS AND WAXES	0.1	0.0	-			
CHEMICALS AND RELATED PRODUCTS	1.1	2.5	-57%			
MANUFACTURED GOODS, CLASSIFIED BY MATERIAL	1.9	1.8	6%			
MACHINERY AND TRANSPORT EQUIPMENT	0.1	0.2	-7%			
MISCELLANEOUS MANUFACTURED ARTICLES	0.4	0.2	65%			
OTHER COMMODITIES AND TRANSACTIONS	0.2	0.3	-35%			

Source: German Federal Statistical Office